

### 3 2023 年被呈報吸毒者的特徵

## Characteristics of Reported Drug Abusers in 2023

---

#### 與對上一年情況的主要比較

(表 1a、1b、1d 及圖 3.1)

3.1 被呈報吸毒者總人數在 2023 年 (5 500 人) 回升，較 2022 年 (5 363 人) 上升 3%。

3.2 海洛英仍然是被呈報吸毒者中最常吸食毒品。然而，2023 年被呈報吸食海洛英的人數 (2 320 人) 較 2022 年 (2 151 人) 上升 8%，而佔所有被呈報吸毒人數的百分比 (43%) 亦高於 2022 年 (41%)。

3.3 與 2022 年比較，2023 年吸食危害精神毒品的人數上升 3% (由 3 556 上升至 3 668 人)；而吸食麻醉鎮痛劑 (主要為海洛英) 的人數則上升 8% (由 2 156 人上升至 2 323 人)。

3.4 在 2023 年，可卡因是最常被吸食的危險精神毒品，隨後是甲基安非他明 (香港俗稱「冰毒」) 及大麻。被呈報吸食可卡因的人數上升 9% (由 2022 年的 1 072 人增至 2023 年的 1 164 人)，當中 30% 為 21 歲以下。被呈報吸食甲基安非他明的人數下跌 2% (由 886 人減至 864 人)，當中 3% 為 21 歲以下。被呈報吸食大麻的人數下跌 12% (由 847 人下跌至 749 人)，當中 43% 為 21 歲以下。

#### Major Comparison with Preceding Year

(Table 1a, 1b, 1d and Chart 3.1)

3.1 There was an increase in the total number of reported drug abusers in 2023 (at 5 500), which was 3% higher than that in 2022 (at 5 363).

3.2 Heroin remained the single most common type of drug abused among reported abusers. However, the total number of reported heroin abusers in 2023 (at 2 320) was 8% higher than that in 2022 (at 2 151). Its proportion against the total number of reported drug abusers in 2023 (43%) was higher than that in 2022 (41%).

3.3 Comparing with 2022, the number of psychotropic substance abusers in 2023 increased by 3% (from 3 556 to 3 668), while those taking narcotics analgesics (mainly heroin) increased by 8% (from 2 156 to 2 323).

3.4 In 2023, cocaine was the most common type of psychotropic substance abused, followed by methamphetamine (commonly known as “Ice” in Hong Kong) and cannabis. The number of reported cocaine abusers increased by 9% (from 1 072 in 2022 to 1 164 in 2023), with 30% of whom were aged under 21. The number of reported methamphetamine abusers was 2% lower (from 886 to 864), with 3% of whom were aged under 21. The number of

3.5 與 2022 年比較，2023 年吸食其他主要危害精神毒品的人數如下：吸食三唑侖／咪達唑侖／佐匹克隆者上升 17%（由 567 人增至 662 人）、吸食氯胺酮者上升 5%（由 509 人增至 534 人）、吸食咳藥者上升 3%（由 202 人增至 208 人）及吸食亞甲二氧基甲基安非他明者上升 87%（由 55 人增加至 103 人）。

3.6 被呈報的 21 歲以下青少年吸毒者，由 2022 年的 744 人下跌 11% 至 2023 年的 659 人。被呈報吸毒青少年的比重亦由 14% 下跌至 12%。

3.7 所有被呈報吸毒者的平均年齡由 39 歲上升至 40 歲，而被呈報的 21 歲以下青少年吸毒者的平均年齡則維持在 17 歲。

3.8 男性吸毒者的人數由 2022 年的 4 200 人上升 1% 至 2023 年的 4 248 人；女性吸毒者的人數則由 2022 年的 1 163 人上升 8% 至 2023 年的 1 252 人。

3.9 在 2023 年，首次被呈報吸毒者（1 998 人）較 2022 年（1 824 人）上升 10%，而曾被呈報的人數則為 3 502 人，下跌 1%。以佔所有被呈報吸毒者的百分比計算，首次被呈報人士的比重在 2022 年及 2023 年分別為 34% 及 36%。

reported cannabis abusers decreased by 12% (from 847 to 749), with 43% of whom were aged under 21.

3.5 Comparing with 2022, the numbers of abusers of other major types of psychotropic substances in 2023 were as follows: that of triazolam/midazolam/zopiclone abusers increased by 17% (from 567 to 662), that of ketamine abusers increased by 5% (from 509 to 534), that of cough medicine abusers increased by 3% (from 202 to 208), and that of MDMA abusers increased by 87% (from 55 to 103).

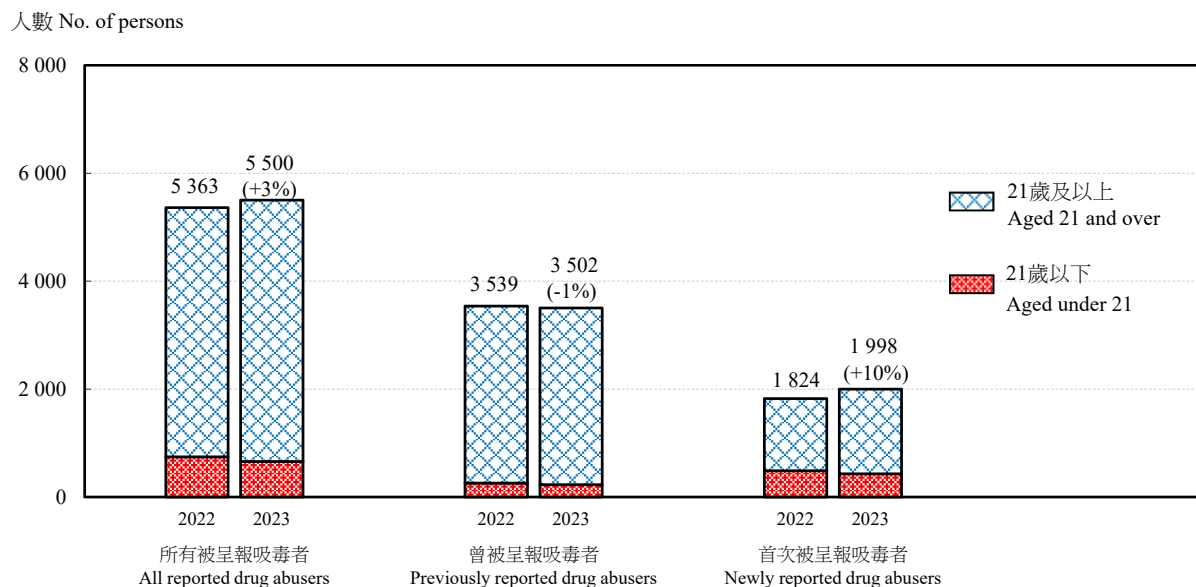
3.6 For reported young drug abusers aged under 21, the number decreased by 11% from 744 in 2022 to 659 in 2023. The proportion of reported young drug abusers also decreased from 14% to 12%.

3.7 The average age of all reported drug abusers increased from 39 to 40 years, while the average age of reported young drug abusers aged under 21 remained at 17 years.

3.8 The number of male abusers increased by 1% from 4 200 in 2022 to 4 248 in 2023, while the number of female abusers increased by 8% from 1 163 in 2022 to 1 252 in 2023.

3.9 The number of newly reported drug abusers in 2023 (at 1 998) was 10% higher than that in 2022 (at 1 824), while that of previously reported abusers decreased by 1% to 3 502. As a percentage of all reported drug abusers, the proportion of newly reported abusers in 2022 and 2023 was 34% and 36% respectively.

圖 3.1 2022 年至 2023 年按年齡組別劃分的首次／曾被呈報吸食毒品者  
Chart 3.1 Newly/previously reported drug abusers by age group, 2022 to 2023



註釋：括號內的數字是指與前一年比較的變動百分比。

Note: Figures in brackets indicate the percentage change over the preceding year.

### 年齡和性別

(表 1a 及圖 3.2-3.3)

3.10 在 2023 年所有被呈報的 5 500 名吸毒者中，25% 的年齡介乎 41 至 50 歲，21% 的年齡介乎 31 至 40 歲，而 17% 介乎 21 至 30 歲。另外，年齡介乎 21 至 35 歲的年輕成年人佔 28%。

3.11 被呈報吸毒者大部分 (77%) 為男性，他們的平均年齡為 41 歲，較被呈報女性吸毒者 (平均年齡 36 歲) 年長。女性吸毒者年齡在 41 歲以下的百分比為 62%，而男性吸毒者的相關百分比則只有 46%。

### Age and Sex

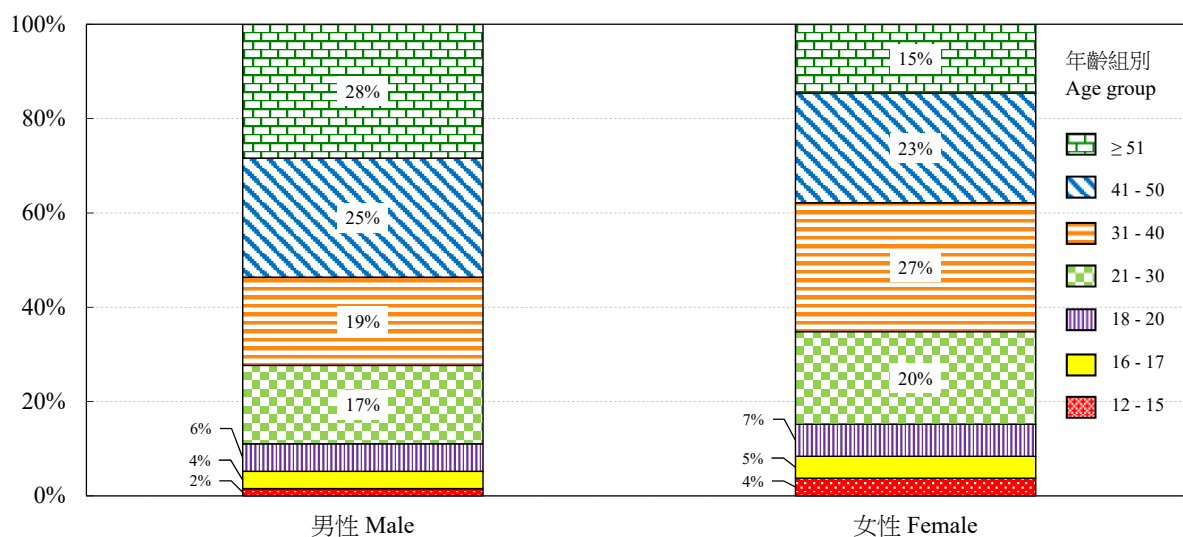
(Table 1a and Chart 3.2-3.3)

3.10 Of all 5 500 reported drug abusers in 2023, 25% were aged 41-50, 21% were aged 31-40 and 17% were aged 21-30. Meanwhile, 28% were young adults aged 21-35.

3.11 The majority (77%) of reported drug abusers were males. Reported male drug abusers, with an average age of 41 years, were older than female abusers (with an average age of 36 years). The proportion of female abusers aged under 41 was 62% while the corresponding proportion of male abusers was only 46%.

圖 3.2 2023 年按性別劃分的被呈報吸毒者的年齡分布

Chart 3.2 Age distribution of reported drug abusers by sex, 2023



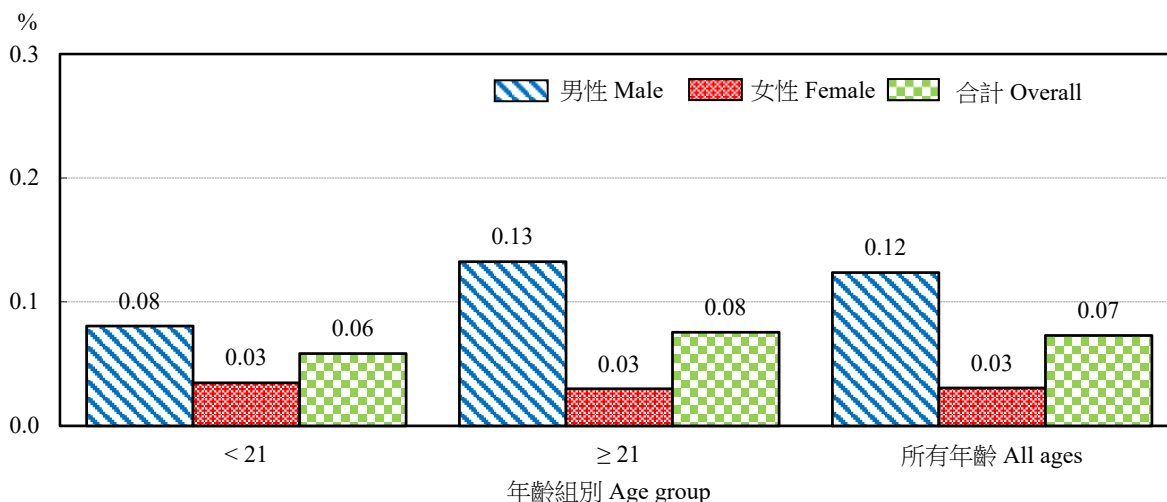
3.12 在 2023 年，在每 100 名人口中被呈報的吸毒人數約為 0.07 人，而男性的比率較女性為高。

3.12 In 2023, the number of reported drug abusers per 100 population was about 0.07. The ratio was higher for male drug abusers than female abusers.

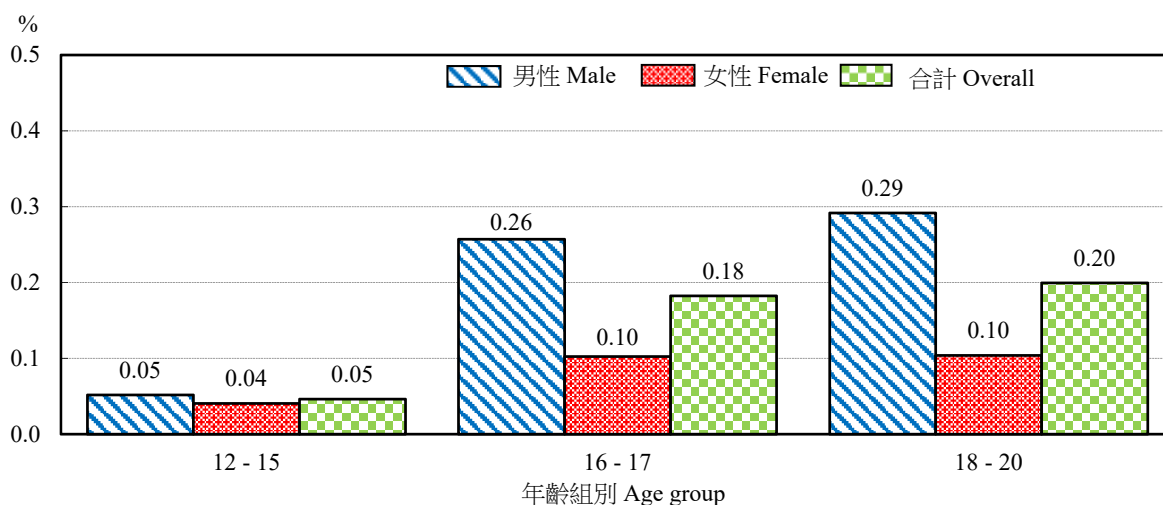
圖 3.3 2023 年按年齡組別及性別劃分的被呈報吸毒者佔人口比率

Chart 3.3 Ratio of reported drug abusers to population by age group and sex, 2023

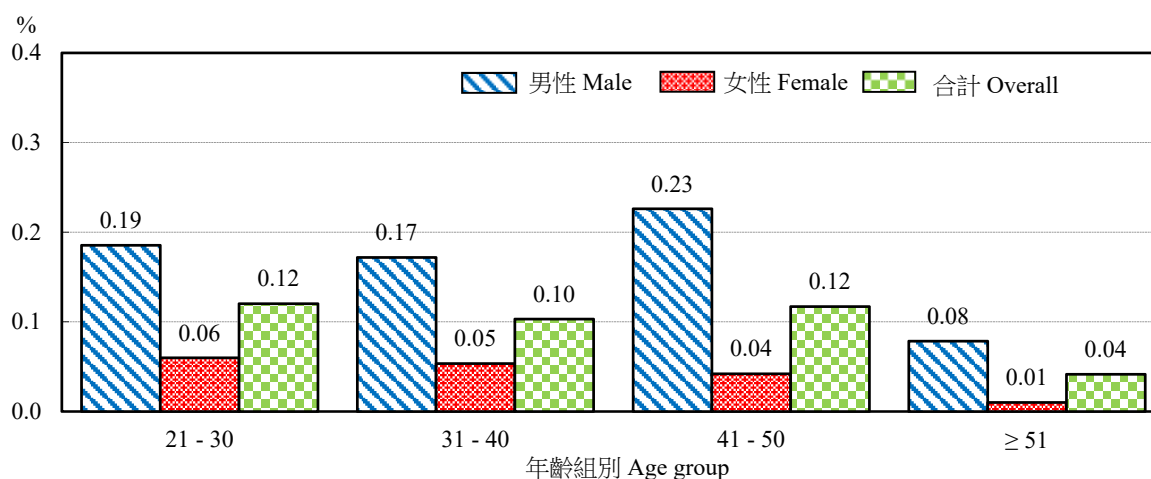
(a) 所有年齡 All ages



## (b) 21 歲以下 Aged under 21



## (c) 21 歲及以上 Aged 21 and over



註釋：比率是指被呈報吸毒者佔各相關年齡／性別組別內每 100 名年底人口的比例。

12 歲以下被呈報吸毒者的比率及其按性別劃分的比率均少於 0.005%。

Notes: The ratios refer to the number of reported drug abusers per 100 year-end population in the respective age/sex groups.

Ratio for reported drug abusers aged under 12 and those by sex were all less than 0.005%.

## 首次吸食毒品年齡 (表 Ii)

3.13 33% 的被呈報吸毒者報稱在 12 至 15 歲之間開始吸毒，17% 在 16 至 17 歲之間，22% 在 18 至 20 歲之間，11% 在 21 至 25 歲之間，其餘 14% 及 3% 分別在 25 歲之後及 12 歲之前。所有被呈報吸毒者及被呈報的 21 歲

## Age of First Abuse (Table Ii)

3.13 33% of the reported drug abusers claimed to have started drug abuse at the age between 12 and 15, 17% between 16 and 17, 22% between 18 and 20, 11% between 21 and 25, and the remaining 14% and 3% at the age over 25 and below 12 respectively. The

以下青少年吸毒者首次吸毒的平均年齡分別為19歲及15歲。

average ages of first abuse of all reported drug abusers and reported young drug abusers aged under 21 were 19 and 15 years respectively.

### 吸食的毒品種類

(表 1d 及圖 3.4)

### Type of Drugs Abused

(Table 1d and Chart 3.4)

3.14 在 2023 年，有 43% 的吸毒者被呈報曾吸食海洛英。其他較常被吸食的毒品依次為可卡因 (22%)、甲基安非他明 (16%)、大麻 (14%)、三唑侖 / 咪達唑侖 / 佐匹克隆 (12%)、氯胺酮 (10%) 及咳藥 (4%)。

3.14 In 2023, 43% of drug abusers were reported to have abused heroin. Other commonly abused drugs were cocaine (22%), methamphetamine (16%), cannabis (14%), triazolam / midazolam / zopiclone (12%), ketamine (10%) and cough medicine (4%).

3.15 在被呈報的 21 歲以下青少年吸毒者中，可卡因是最常被吸食的毒品。在 2023 年，有 55% 的被呈報青少年吸毒者吸食可卡因，其次是大麻 (49%)、氯胺酮 (8%)、亞甲二氧基甲基安非他明 (6%) 及甲基安非他明 (4%)。男性和女性首三位最常吸食的毒品相同。

3.15 Among the reported young drug abusers aged under 21, cocaine was the most common type of drug abused and was taken by 55% of them in 2023. This was followed by cannabis (49%), ketamine (8%), MDMA (6%) and methamphetamine (4%). The top three common types of drugs abused were the same for both males and females.

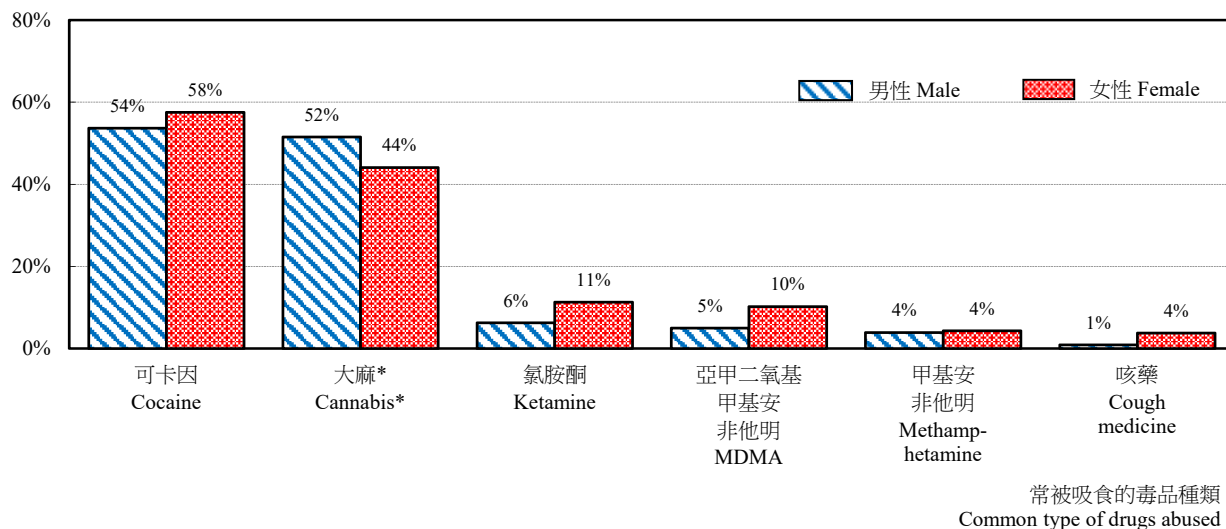
3.16 在被呈報的 21 歲及以上成年吸毒者中，海洛英是最常被吸食的毒品種類 (佔 49%)，其次是甲基安非他明 (18%) 和可卡因 (17%)。海洛英是男性和女性最常吸食的毒品。

3.16 Among the reported adult drug abusers aged 21 and over, heroin was the most common type of drug abused (49%), followed by methamphetamine (18%) and cocaine (17%). Heroin was the most common type of drug abused for both males and females.

圖 3.4 2023 年按被呈報吸毒者的年齡組別及性別劃分的常被吸食毒品種類  
 Chart 3.4 Common types of drugs abused by reported drug abusers by age group and sex, 2023

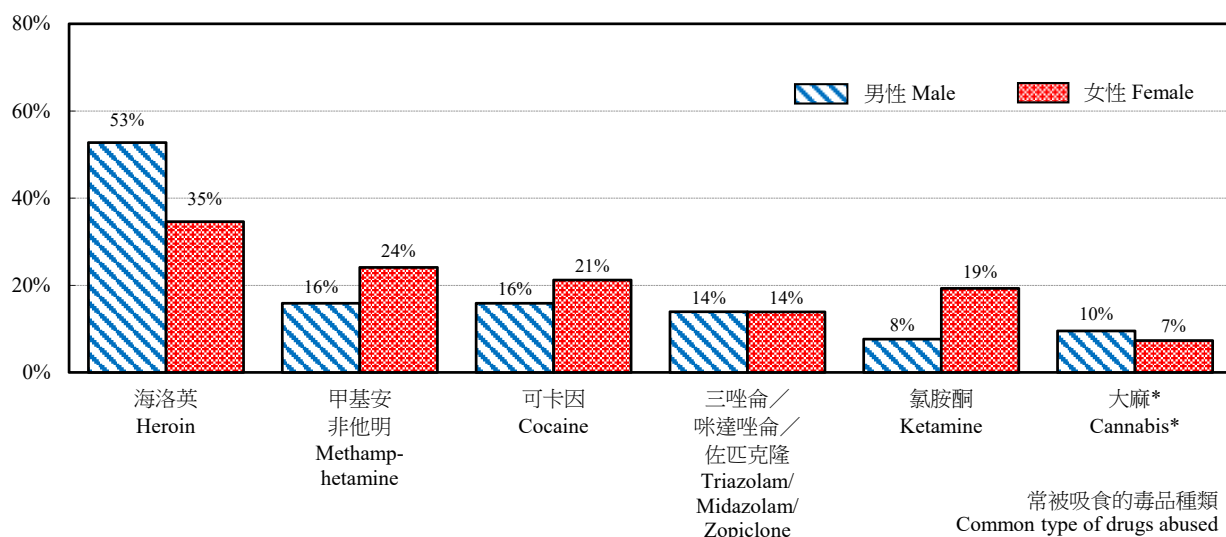
(a) 21 歲以下 Aged under 21

佔在相關組別內所有被呈報吸食毒品種類的吸毒者百分比  
 Percentage of all reported drug abusers with known drugs abused in the respective groups



(b) 21 歲及以上 Aged 21 and over

佔在相關組別內所有被呈報吸食毒品種類的吸毒者百分比  
 Percentage of all reported drug abusers with known drugs abused in the respective groups



註釋：個別吸毒者在某年內可被呈報吸食多於一種毒品。

\* 自 2023 年起，大麻包括合成大麻素。

Notes: More than one type of drugs abused may be reported for an individual drug abuser in a given year.

\* From 2023, cannabis includes synthetic cannabinoids.

**吸食毒品方法 (表 3d)**

3.17 吸毒者各有不同的吸毒方法。被呈報吸食海洛英和甲基安非他明者最普遍是用吸入煙霧方法吸毒（在 2023 年，六成八吸食海洛英者和八成二吸食甲基安非他明者採用這種方法吸毒）；而鼻吸是吸食氯胺酮最常用方法（佔吸食氯胺酮者 92%）；注射是吸食三唑倫／咪達唑倫／佐匹克隆最常用方法（佔吸食三唑倫／咪達唑倫／佐匹克隆者 37%）；口服是服食咳藥的唯一方法；而以香煙或煙管吸食是吸食大麻及可卡因較普遍方法（分別佔吸食大麻者 70%及可卡因者 53%）。

**吸食毒品地方 (表 1f)**

3.18 在 2023 年，絕大部分（99.2%）被呈報吸毒者均有在香港吸毒。而有 68 名吸毒者（或佔吸毒者 1.4%）曾在中國內地（主要在深圳）吸毒。

**吸食毒品地點  
(表 1g 及圖 3.5)**

3.19 於 2023 年，60%的吸毒者只在家／朋友的家中吸毒，另外 19%吸毒者曾在家／朋友的家及其他地點吸毒。

**Method of Taking Drugs (Table 3d)**

3.17 Abusers have different habits with regard to the method of taking drugs. Fume inhaling was the most common method of taking heroin and methamphetamine (adopted by 68% of heroin abusers and 82% of methamphetamine abusers in 2023); sniffing was the most common method of taking ketamine (92% of ketamine abusers); injection was the most common method of taking triazolam/midazolam/zopiclone (37% of triazolam/midazolam/zopiclone abusers); oral ingestion was the only method of taking cough medicine; and smoking was the more common method of taking cannabis and cocaine (70% of cannabis abusers and 53% of cocaine abusers).

**Place of Abusing Drugs (Table 1f)**

3.18 The majority (99.2%) of the reported drug abusers took drugs in Hong Kong in 2023. 68 persons (or 1.4% of reported drug abusers) were reported to have taken drugs in Mainland China (mainly in Shenzhen).

**Locality of Abusing Drugs  
(Table 1g and Chart 3.5)**

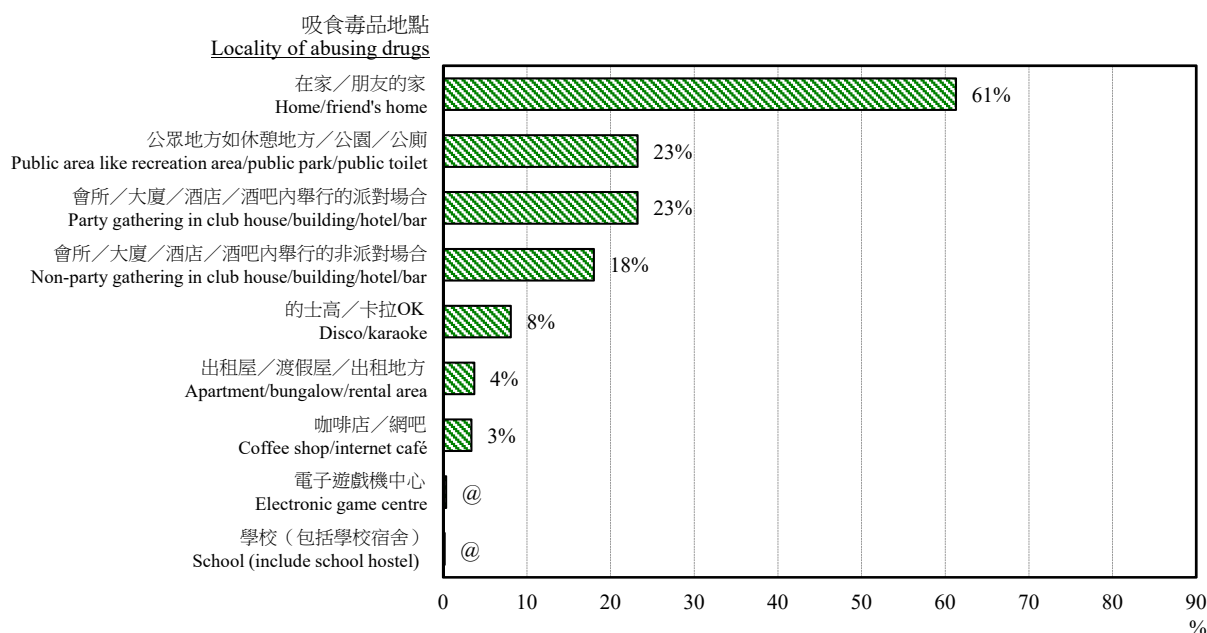
3.19 60% of the drug abusers took drugs at home/friend's home only, while 19% took drugs at home/friend's home and other localities in 2023.



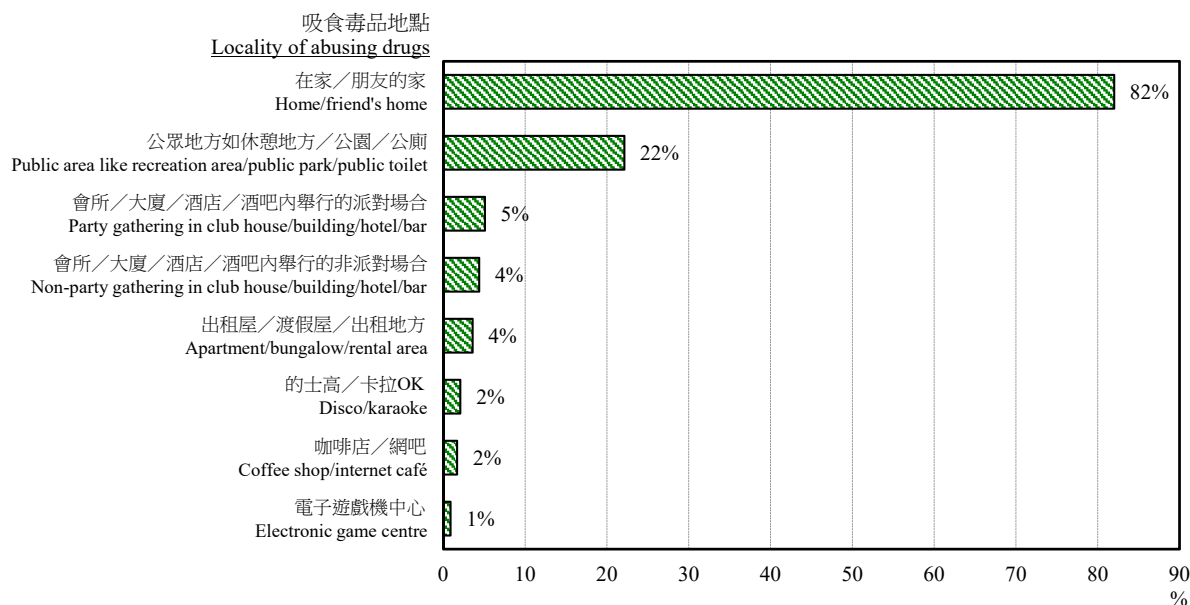
圖 3.5 2023 年按被呈報吸毒者的年齡組別劃分的吸食毒品地點

Chart 3.5 Localities of abusing drugs of reported drug abusers by age group, 2023

## (a) 21 歲以下 Aged under 21



## (b) 21 歲及以上 Aged 21 and over



註釋： 個別吸毒者在某年內可被呈報多於一個吸食毒品地點。

數字不包括吸食地點不詳的人士。

Notes : More than one locality of abusing drugs may be reported for an individual drug abuser in a given year.

Figures exclude persons with unknown localities of abusing drugs.

3.20 58%的 21 歲以下青少年吸毒者曾在家／朋友的家以外的其他地點吸毒，而成年吸毒者的相應百分比為 37%。在其他地點中，被呈報的青少年吸毒者以公眾地方如休憩地方／公園／公廁和會所／大廈／酒店／酒吧內舉行的派對場合吸毒最為常見，同佔 23%。而 22%的 21 歲及以上成年吸毒者曾在公眾地方如休憩地方／公園／公廁吸毒。

3.20 58% of the young drug abusers aged under 21 took drugs at other localities irrespective of whether they took drugs at home/friend's home, compared with 37% for the adult counterparts. Among the other localities, public areas like recreation area/public park/public toilet and party gathering in club house/building/hotel/bar were most common, both were 23%. Meanwhile, 22% of those aged 21 and over were reported to have taken drugs at public areas like recreation area/public park/public toilet.

### 現時吸食毒品原因

(表 1h 及圖 3.6)

3.21 吸毒原因方面，在所有被呈報吸毒者當中，最普遍的原因為「解悶／情緒低落／壓力」(佔被呈報吸毒者 48%)、「避免因沒有吸食毒品而感到不適」(44%)和「想和同輩朋友打成一片／受到同輩朋友影響」(31%)。

### Reason for Current Drug Use

(Table 1h and Chart 3.6)

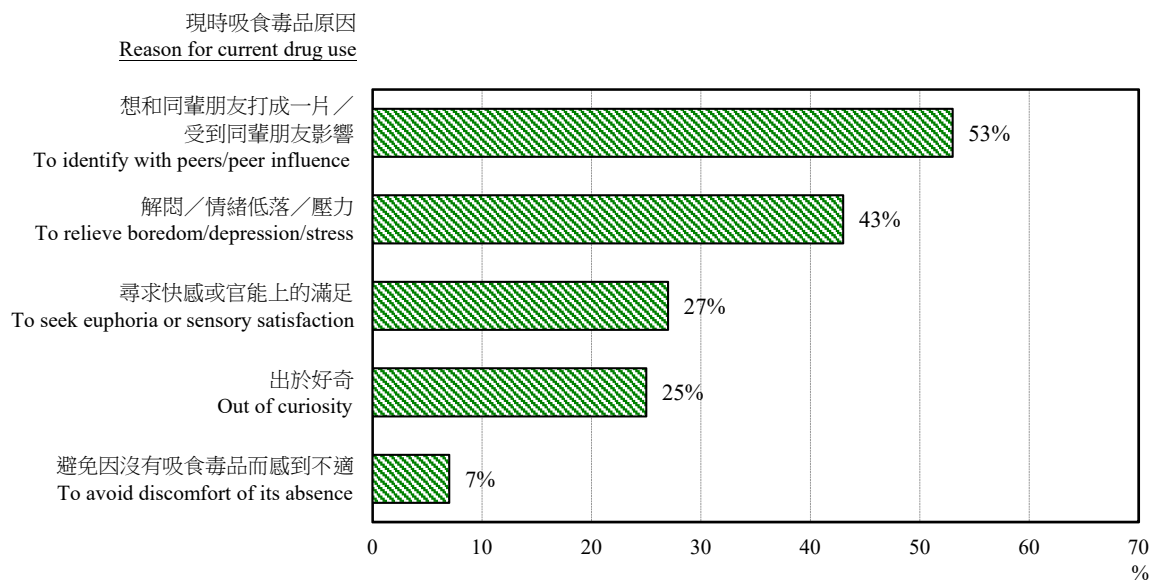
3.21 Regarding the reasons for taking drugs, the most common ones for all reported drug abusers were “to relieve boredom/depression/stress” (48% of reported drug abusers), “to avoid discomfort of its absence” (44%) and “to identify with peers/peer influence” (31%).

3.22 至於 21 歲以下的吸毒者，最普遍的吸毒原因是「想和同輩朋友打成一片／受到同輩朋友影響」(53%)，其次是「解悶／情緒低落／壓力」(43%)和「尋求快感或官能上的滿足」(27%)。

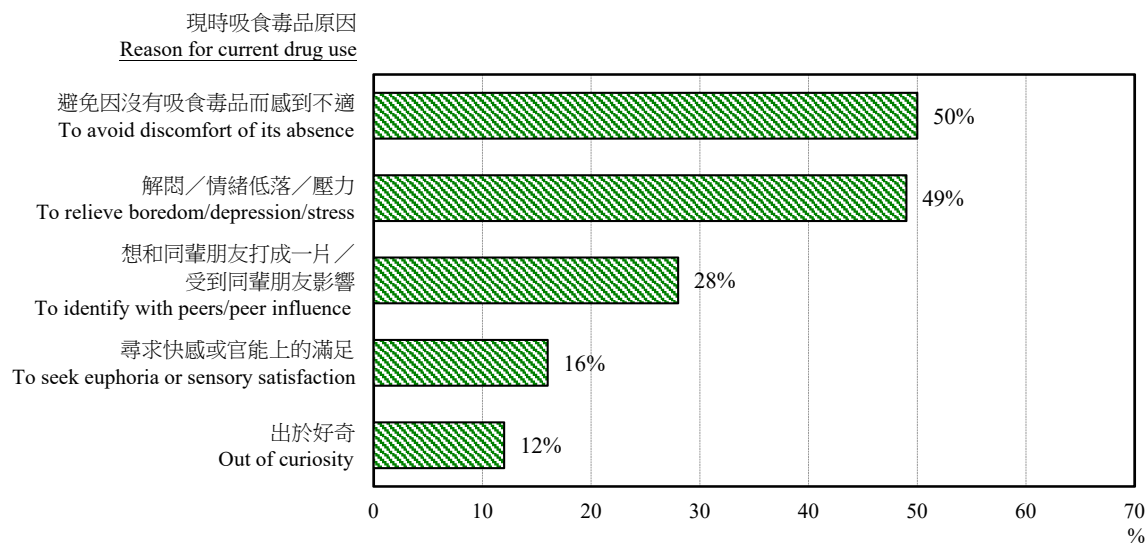
3.22 For drug abusers aged under 21, “to identify with peers/peer influence” (53%) was the most common reason for taking drugs, followed by “to relieve boredom/depression/stress” (43%) and “to seek euphoria or sensory satisfaction” (27%).

圖 3.6 2023 年按被呈報吸毒者的年齡組別劃分的現時吸食毒品原因  
 Chart 3.6 Reasons for current drug use of reported drug abusers by age group, 2023

(a) 21 歲以下 Aged under 21



(b) 21 歲及以上 Aged 21 and over



註釋： 個別吸毒者在某年內可被呈報多於一個現時吸食毒品原因。

數字不包括現時吸食毒品原因不詳的人士。

Notes : More than one reason for current drug use may be reported for an individual drug abuser in a given year.

Figures exclude persons with unknown reasons for current drug abuse.

**經濟活動身分 (表 1j)**

3.23 41%的吸毒者在被呈報時為失業人士，另 25%是全職工作人士，17%是散工／兼職工作人士及 6%是學生。而學生佔被呈報青少年吸毒者的比重達 41%。

**教育程度 (表 1k)**

3.24 在 2023 年的被呈報吸毒者中，約半數曾接受初中教育，25%曾接受高中教育，16%曾接受小學教育及 6%曾接受專上教育。

**種族 (表 1l)**

3.25 華裔為被呈報吸毒者中最主要的種族，佔 2023 年吸毒人士 91%。其他被呈報吸毒者的種族依次為尼泊爾裔(3%)、印度裔／巴基斯坦裔／孟加拉裔／斯里蘭卡裔(2%)和越南裔(2%)。

**婚姻狀況 (表 1m)**

3.26 在被呈報吸毒者中，52%從未結婚，27%為已婚或同居，20%已離婚或分居，餘下 1%為鰥寡。與男性吸毒者比較，女性吸毒者較少從未結婚(46%，男性則為 53%)。

**Economic Activity Status (Table 1j)**

3.23 41% of the reported drug abusers were unemployed at the time of report. Another 25% were full-time workers, 17% were casual/part-time workers and 6% were students. Among the reported young drug abusers, the proportion of students was 41%.

**Educational Attainment (Table 1k)**

3.24 About half of reported drug abusers in 2023 attained lower secondary education, 25% upper secondary education, 16% primary education and 6% post-secondary education.

**Ethnicity (Table 1l)**

3.25 Chinese was the dominant ethnicity of reported drug abusers, at 91% of the drug abusers in 2023. Other ethnicities of reported drug abusers included Nepalese (3%), Indian/Pakistani/Bangladeshi/Sri Lankan (2%) and Vietnamese (2%).

**Marital Status (Table 1m)**

3.26 52% of the reported drug abusers had never been married, 27% married or cohabiting, 20% divorced or separated and the remaining 1% widowed. Compared with male abusers, fewer female abusers had never been married (46% versus 53% for males).

**伴侶是否吸毒人士 (表 1m)**

3.27 在已婚或同居的被呈報吸毒者中，22%報稱他們的伴侶也吸毒。女性被呈報吸毒者當中，其伴侶也吸毒的比重為 44%，遠高於男性吸毒者的相應比重（13%）。

**居住地區 (表 1n)**

3.28 深水埗（11%）、觀塘（10%）和油尖旺（10%）為最多被呈報吸毒者居住的地區。至於 21 歲以下的吸毒者，主要居住在北區（14%）、沙田（14%）和南區（14%）。

**居住單位類型 (表 1o)**

3.29 逾半數（60%）被呈報吸毒者居住在公營租住單位，35%居住在私人住宅單位，3%居住在資助出售單位。

**曾否有犯罪紀錄 (表 1p)**

3.30 65%的被呈報吸毒者曾有犯罪紀錄，大多為只與毒品有關的罪行（28%），或與毒品有關及其他罪行（23%）；而 13%為只有其他罪行（與毒品無關）。在被呈報的 21 歲及以上成年吸毒者中，曾有犯罪紀錄者佔 69%，較 21 歲以下青少年吸毒者的相應百分比（36%）為高。

**Whether Partner Took Drugs (Table 1m)**

3.27 Of those married or cohabiting, 22% reported that their partners also abused drugs. The proportion of reported female abusers with partners also abusing drugs was 44%, much higher than the corresponding proportion of male abusers (13%).

**District of Residence (Table 1n)**

3.28 Sham Shui Po (11%), Kwun Tong (10%) and Yau Tsim Mong (10%) were the districts which had the highest number of reported drug abusers residing. Drug abusers aged under 21 mainly resided in North District (14%), Sha Tin (14%) and Southern District (14%).

**Type of Quarters (Table 1o)**

3.29 More than half (60%) of the reported drug abusers resided in public rental flats, 35% in private residential flats and 3% in subsidised sale flats.

**Whether Previously Convicted (Table 1p)**

3.30 65% of the reported drug abusers had previously been convicted. Most had previous convictions of either drug-related offences only (28%) or both drug-related and other offences (23%), while 13% had previous convictions of only other offences (not related to drugs). The proportion of previously convicted abusers among the reported adult abusers aged 21 and over was 69%, which was higher than that among the young drug abusers aged under 21 (36%).