

2 2014 至 2023 年吸毒趨勢 Drug Abuse Trends for 2014 - 2023

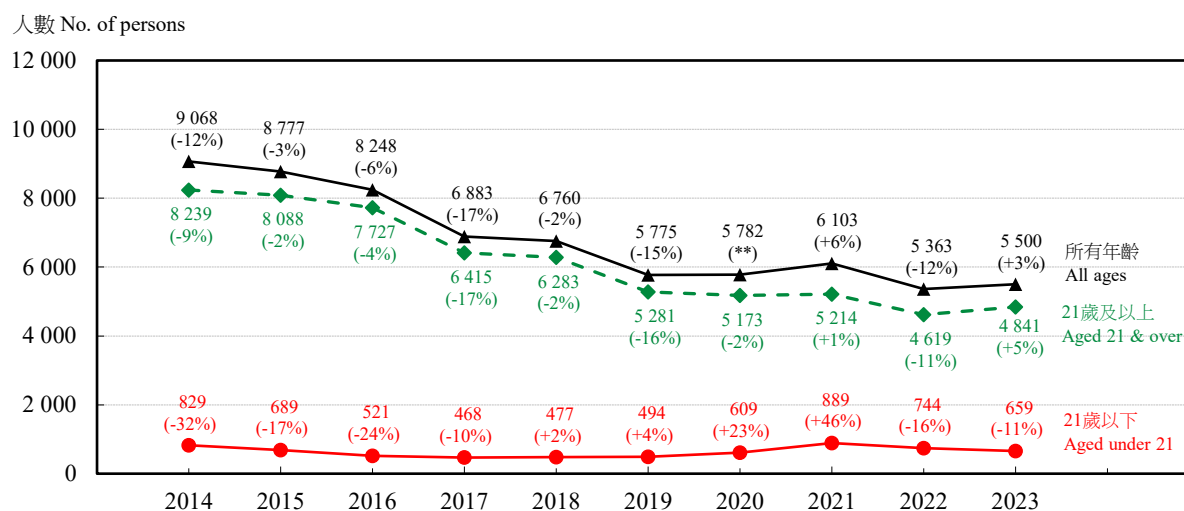
整體吸毒趨勢 (表 1a 及圖 2.1)

2.1 檔案室錄得被呈報吸毒者的總人數由 2014 年的 9 068 人，降至 2023 年的 5 500 人。2023 年的人數較 2022 年的 5 363 人上升 3%。

Overall Drug Abuse Trend (Table 1a and Chart 2.1)

2.1 The total number of drug abusers reported to the CRDA went down from 9 068 in 2014 to 5 500 in 2023, which was 3% higher than 5 363 in 2022.

圖 2.1 按年齡組別劃分的被呈報吸毒者
Chart 2.1 Reported drug abusers by age group



註釋：括號內的數字是指與前一年比較的變動百分比。

** 變動百分比在±0.5%以內

Notes: Figures in brackets indicate the percentage change over the preceding year.

** Percentage changes within ±0.5%

吸食麻醉鎮痛劑／危害精神毒品趨勢 (表 1d 及圖 2.2)

2.2 2014 年至 2023 年間，被呈報吸食危害精神毒品的人數均超越吸食麻醉鎮痛劑（主要是海洛英）的人數。在 2023 年，吸食危害精神毒品的人數比吸食麻醉鎮痛劑的人數多 1 345 人（或 58%）。吸食危害精神毒品者佔所

Narcotics Analgesics / Psychotropic Substances Abuse Trends (Table 1d and Chart 2.2)

2.2 From 2014 to 2023, there were more reported psychotropic substance abusers than abusers of narcotics analgesics (mainly heroin). Reported abusers taking psychotropic substances were 1 345 (or 58%) more than those taking narcotics analgesics in

有被呈報吸毒者的百分比由 2014 年的 62% 上升至 2021 年的 70%，但在 2023 年則輕微回落至 68%。

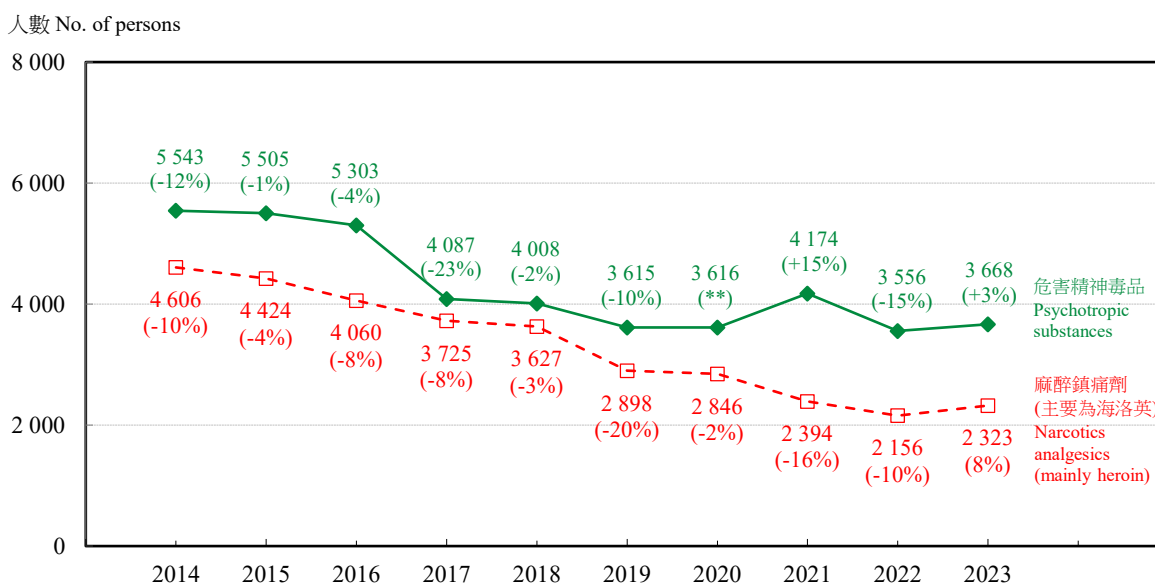
2023. Among all reported drug abusers, the proportion of abusers taking psychotropic substances rose from 62% in 2014 to 70% in 2021 but slightly dropped to 68% in 2023.

2.3 吸食麻醉鎮痛劑的人數大致維持下降趨勢，由 2014 年的 4 606 人下降 50% 至 2023 年的 2 323 人；而被呈報吸食危害精神毒品的人數亦由 2014 年的 5 543 人下降 34% 至 2023 年的 3 668 人。

2.3 The abuse of narcotics analgesics generally followed a downward trend, with the number of abusers having dropped by 50% from 4 606 in 2014 to 2 323 in 2023. The number of reported abusers taking psychotropic substances also dropped by 34% from 5 543 in 2014 to 3 668 in 2023.

圖 2.2 被呈報吸食危害精神毒品及麻醉鎮痛劑者

Chart 2.2 Reported abusers of psychotropic substances and narcotics analgesics



註釋：個別吸毒者在某年內可同時吸食麻醉鎮痛劑及危害精神毒品。

括號內的數字是指與前一年比較的變動百分比。

** 變動百分比在±0.5%以內

Notes: An individual abuser may take both narcotics analgesics and psychotropic substances during a given year.

Figures in brackets indicate the percentage change over the preceding year.

** Percentage changes within ±0.5%

青少年吸毒趨勢

(表 1a、1h 及圖 2.3-2.4)

2.4 21 歲以下青少年吸毒者，由 2014 年的 829 人下跌 44% 至 2017 年的 468 人，隨後回升至 2023 年的 659 人。

2.5 21 歲以下吸毒者佔總吸毒人數的比重，由 2014 年的 9% 下跌至 2016 年的 6%。其後逐漸回升，於 2023 年達 12%。

Youth Drug Abuse Trend

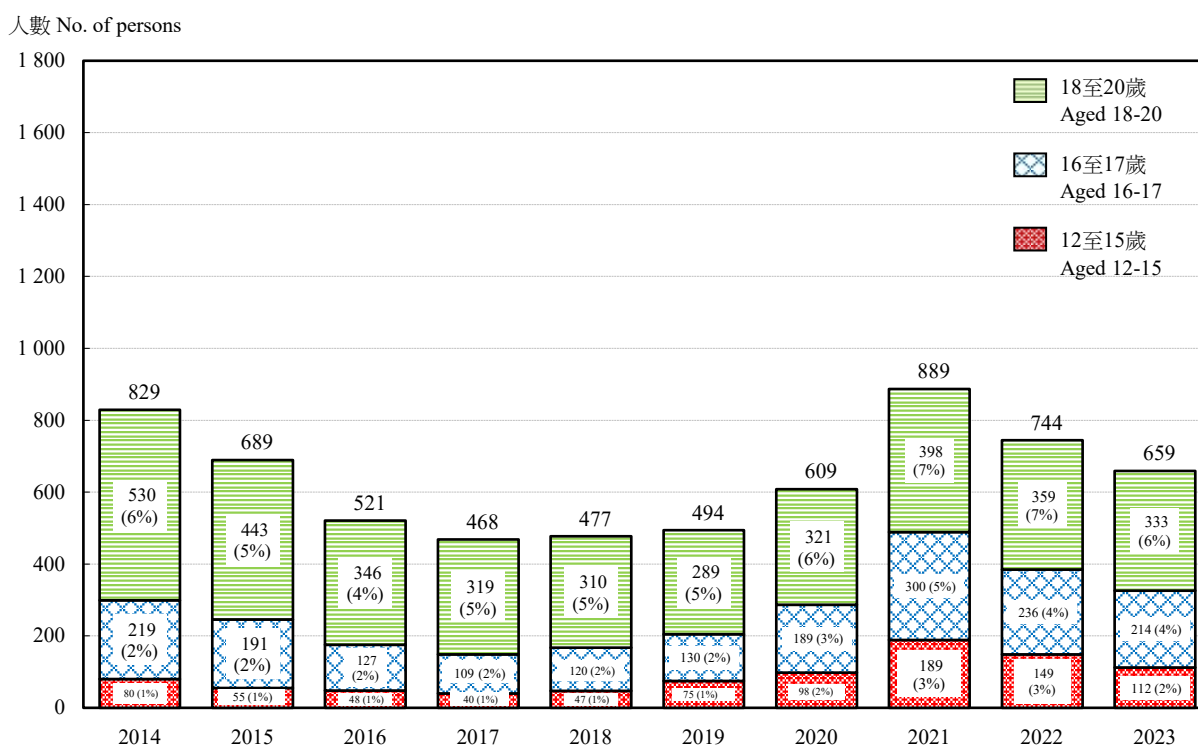
(Table 1a, 1h and Chart 2.3-2.4)

2.4 The number of young drug abusers aged under 21 decreased by 44% from 829 in 2014 to 468 in 2017 and rebounded to 659 in 2023.

2.5 The proportion of those aged under 21 as against the total of all drug abusers dropped from 9% in 2014 to 6% in 2016. It has been rising and then reached 12% in 2023.

圖 2.3 按指定年齡組別劃分的 21 歲以下被呈報吸毒者

Chart 2.3 Reported young drug abusers aged under 21 by selected age groups



註釋：括號內的數字是指佔所有被呈報吸毒者的百分比。

12 歲以下的吸毒者所佔的百分比少於 0.5%。

Notes: Figures in brackets refer to the percentage shares among all reported drug abusers.

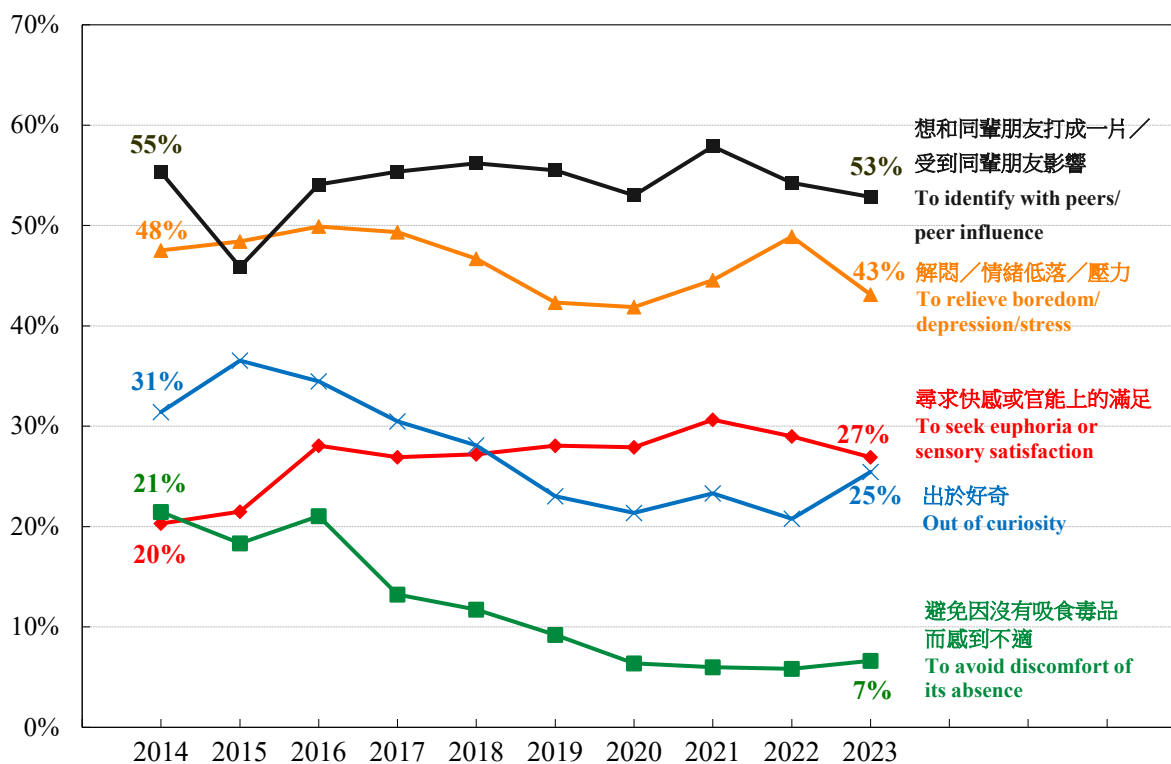
Percentages for those drug abusers aged under 12 were less than 0.5%.

2.6 在被呈報的 21 歲以下青少年吸毒者當中，除 2015 年外，2014 年至 2023 年間最常見的吸食毒品原因是「想和同輩朋友打成一片／受到同輩朋友影響」，其間比重都維持在五至六成。而以「解悶／情緒低落／壓力」作為他們現時吸毒原因的比重則在 2014 年至 2023 年間維持在 40% 至 50% 之間。

2.6 Among the young drug abusers aged under 21, other than 2015, the most common reason for drug abuse from 2014 to 2023 was “to identify with peers/peer influence”, constituting around 50% to 60% of the responses. For those citing “to relieve boredom/depression/stress” as a reason for their current drug use, the proportion remained between 40% and 50% from 2014 to 2023.

圖 2.4 21 歲以下被呈報吸毒青少年現時吸食毒品原因

Chart 2.4 Reasons for current drug use of reported young drug abusers aged under 21



註釋：數字不包括現時吸毒原因不詳的人士。

個別吸毒者在某年內報稱的原因可超過一個。

Notes: Figures exclude persons with unknown reason for current drug abuse.

More than one reason may be reported for an individual drug abuser in a given year.

吸食危害精神毒品

(表 1d 及圖 2.5)

2.7 可卡因、甲基安非他明、大麻、三唑侖／咪達唑侖／佐匹克隆及氯胺酮是近年較常被吸食的危險精神毒品。在 2014 年，氯胺酮為最常被吸食的危險精神毒品，但在 2015 年至 2021 年間，甲基安非他明（香港俗稱「冰毒」）超越氯胺酮，成為最常被吸食的危險精神毒品。可卡因則自 2022 年起超越甲基安非他明，成為最常被吸食的危險精神毒品。在 2023 年，甲基安非他明排行第二位，而大麻排行第三位。

Psychotropic Substances Abused

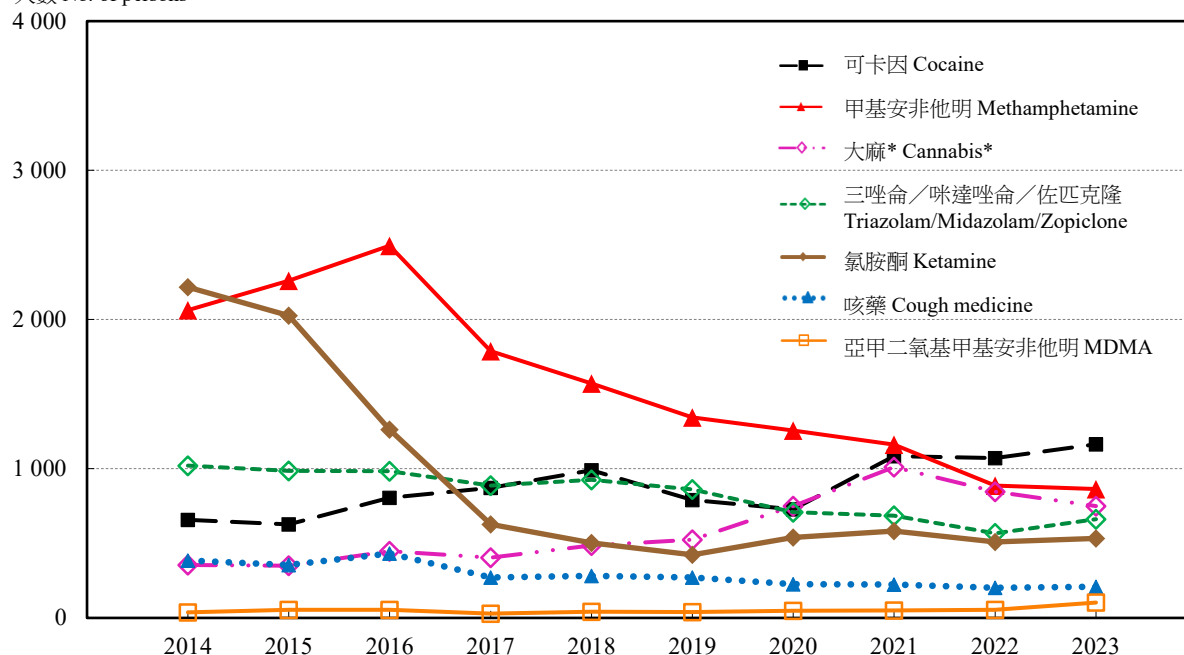
(Table 1d and Chart 2.5)

2.7 Among psychotropic substances, cocaine, methamphetamine, cannabis, triazolam/midazolam/zopiclone and ketamine were more commonly abused in recent years. Ketamine was the most commonly abused psychotropic substance in 2014. Methamphetamine (commonly known as “Ice” in Hong Kong) had surpassed ketamine to become the most common psychotropic substance abused from 2015 to 2021. Cocaine however, has surpassed methamphetamine to become the most common psychotropic substance abused since 2022. In 2023, methamphetamine was second and cannabis came third.

圖 2.5 被呈報吸食各種主要危害精神毒品者

Chart 2.5 Reported drug abusers of major types of psychotropic substances

人數 No. of persons



註釋：個別吸毒者在某年內可被呈報多於一種毒品。

* 自 2023 年起，大麻包括合成大麻素。

Notes: More than one type of drugs may be reported for an individual drug abuser in a given year.

* From 2023, cannabis includes synthetic cannabinoids.

首次／曾被呈報吸毒者的吸毒趨勢 (表 1b)

2.8 首次被呈報的吸毒人數由 2014 年的 2 082 人下跌 4% 至 2023 年的 1 998 人。他們的平均年齡由 2014 年的 28 歲上升至 2023 年的 31 歲。他們在整體吸毒人數中所佔的百分比由 2014 年的 23% 上升至 2023 年的 36%。

2.9 曾被呈報吸毒人士數目從 2014 年的 6 986 人減少約一半至 2023 年的 3 502 人。他們的平均年齡介乎 41 至 45 歲，一般較首次被呈報者(平均年齡介乎 28 至 31 歲)年長。

男性／女性吸毒的趨勢 (表 1a)

2.10 被呈報男性吸毒者人數一般較女性吸毒者為多，女性吸毒者所佔的比重在 2014 至 2023 年間一直維持在 18% 至 23%。被呈報男性吸毒者從 2014 年的 7 385 人持續下跌至 2023 年的 4 248 人。被呈報女性吸毒者人數則由 2014 年的 1 683 人下跌至 2023 年的 1 252 人。

Drug Abuse Trends for Newly/Previously Reported Drug Abusers (Table 1b)

2.8 The number of newly reported drug abusers decreased by 4% from 2 082 in 2014 to 1 998 in 2023. Their average age increased from 28 years in 2014 to 31 years in 2023. The proportion of newly reported drug abusers among all abusers increased from 23% in 2014 to 36% in 2023.

2.9 The number of previously reported drug abusers nearly halved from 6 986 in 2014 to 3 502 in 2023. These abusers were generally older than the newly reported abusers, with an average age between 41 and 45 years, compared with an average age between 28 and 31 years for newly reported abusers.

Male/Female Drug Abuse Trends (Table 1a)

2.10 There were more male drug abusers than female drug abusers in general. The proportion of female drug abusers stayed at 18% to 23% of the total number of drug abusers from 2014 to 2023. The number of reported male drug abusers decreased continuously from 7 385 in 2014 to 4 248 in 2023. The number of reported female drug abusers dropped generally from 1 683 in 2014 to 1 252 in 2023.

2.11 被呈報男性吸毒者的平均年齡從 2014 年的 39 歲上升至 2023 年的 41 歲。被呈報女性吸毒者的平均年齡同樣上升，從 2014 年的 32 歲上升至 2023 年的 36 歲。被呈報的女性吸毒者一般較男性年輕。

2.11 The average age of reported male drug abusers rose from 39 years in 2014 to 41 years in 2023. The average age of reported female drug abusers also increased, from 32 years in 2014 to 36 years in 2023. Reported female drug abusers were generally younger than male drug abusers.

被呈報吸毒者的經濟活動身分 (表 1j 及圖 2.6)

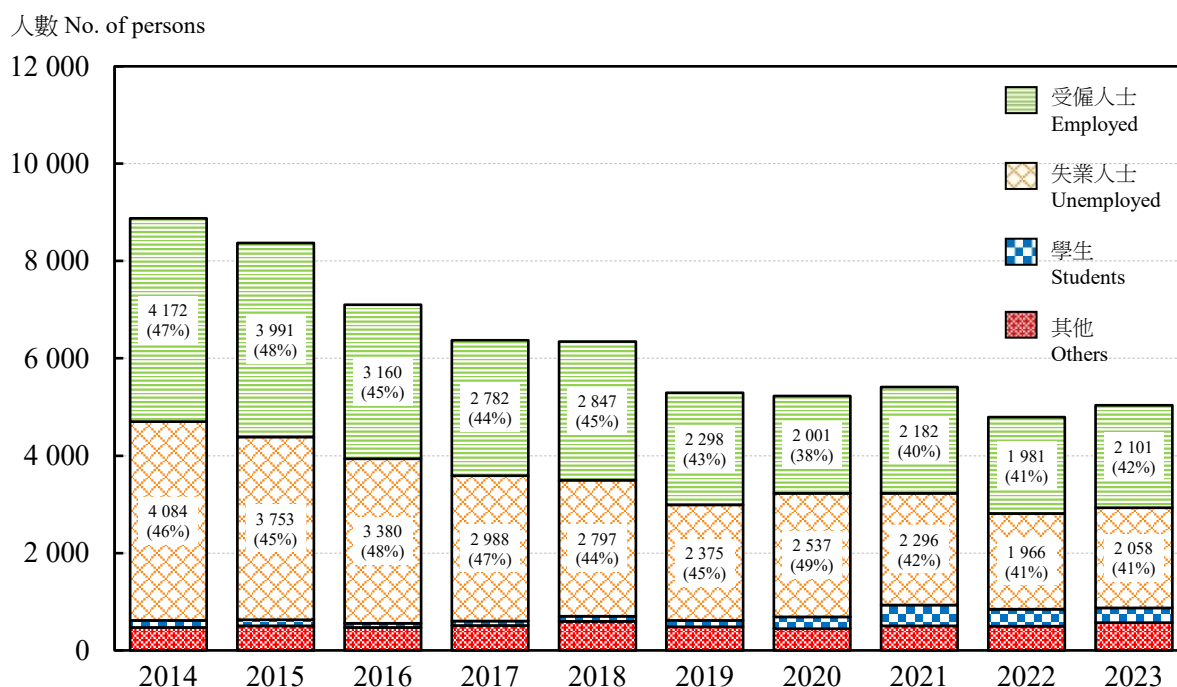
Reported Drug Abusers by Economic Activity Status (Table 1j and Chart 2.6)

2.12 被呈報吸毒者中，失業人士所佔比重在 2014 年至 2019 年間均在 45% 左右，受僱人士所佔比重在同時期亦圍繞 45%。不過，失業人士所佔比重在 2020 年上升至 49%，隨後在 2023 年返回 41%。受僱人士所佔比重在 2020 年至 2023 年亦下跌至圍繞 40%。學生所佔百分比由 2014 年的 2% 上升至 2021 年的 8%，在 2023 年則回落至 6%。學生佔 21 歲以下被呈報吸毒者的百分比，由 2014 年的 16% 上升至 2023 年的 41%。

2.12 The proportion of reported drug abusers who were unemployed stayed at around 45% from 2014 to 2019. The proportion of reported drug abusers who were employed also remained at around 45% during the same period. However, the proportion of unemployed rose to 49% in 2020 before returning to 41% in 2023. The proportion of employed also dropped to around 40% from 2020 to 2023. The proportion of reported student drug abusers increased from 2% in 2014 to 8% in 2021, before returning to 6% in 2023. The proportion of students among reported drug abusers aged under 21 increased from 16% in 2014 to 41% in 2023.

圖 2.6 按經濟活動身分劃分的被呈報吸毒者

Chart 2.6 Reported drug abusers by economic activity status



註釋： 括號內的數字是指佔所有被呈報經濟活動身分的吸毒者的百分比。

Note: Figures in brackets refer to the percentage shares among all reported drug abusers with known economic activity status.

吸食超過一種毒品 (表 1c)

2.13 有些吸毒者會吸食超過一種毒品。

2.14 被呈報吸食多種毒品人士⁽¹⁾的比重在 2014 至 2023 年間一直維持在 20% 至 25%。他們大部分吸食兩種毒品。

註釋： (1) 被呈報吸食多種毒品人士是指在某指定年份內被呈報吸食超過一種毒品的人士，不論有關毒品是否在同一時間混合吸食。

Abuse of More Than One Type of Drugs (Table 1c)

2.13 Some drug abusers took more than one type of drugs.

2.14 The proportion of reported multiple drug abusers⁽¹⁾ stayed at 20% to 25% from 2014 to 2023. The majority of them abused two types of drugs.

Note: (1) A reported multiple drug abuser is defined to be a person who is reported to have taken more than one type of drugs in a given year, irrespective of whether the drugs were taken concurrently on one occasion or not.

毒齡 (圖 2.7)

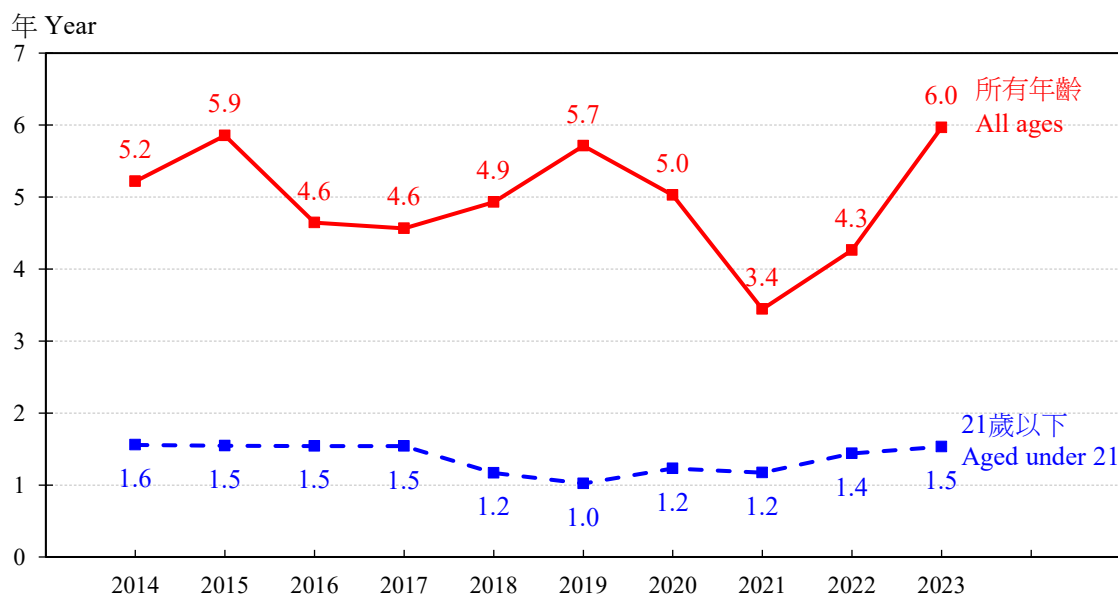
2.15 首次被呈報吸毒者的毒齡⁽²⁾的中位數由 2014 年的 5.2 年下跌至 2021 年的 3.4 年，但在 2023 年上升至 6.0 年。首次被呈報而年齡在 21 歲以下的吸毒者的毒齡中位數介乎 1.0 年至 1.6 年。

Drug History (Chart 2.7)

2.15 The median drug history⁽²⁾ of newly reported abusers decreased from 5.2 years in 2014 to 3.4 years in 2021, but increased to 6.0 years in 2023. For those newly reported abusers aged under 21, the median drug history ranged from 1.0 year to 1.6 years.

圖 2.7 按年齡組別劃分的首次被呈報吸毒者的毒齡中位數

Chart 2.7 Median drug history of newly reported drug abusers by age group



註釋： (2) 被呈報吸毒者的「毒齡」是指吸毒者初次吸毒與被呈報機構呈報至檔案室之間的時間。須注意，檔案室並沒有吸毒者中途有否暫停吸毒的資料，因此「毒齡」並不一定等於吸毒者過去吸毒的總時間。即使如此，首次被呈報吸毒者的毒齡中位數，量度了吸毒者初次吸毒至初次接觸呈報機構的時間，仍是反映隱蔽吸毒情況的有用指標。

Note: The “drug history” of a reported drug abuser is defined as the period of time between the abuser being reported to CRDA by reporting agency and the first time he or she abused drugs. It should be noted that the CRDA does not have information on any intermittent breaks of drug abuse by the reported drug abuser. Therefore, “drug history” does not necessarily refer to the total time of drug abuse of a reported drug abuser. Despite the limitation, the median drug history of newly reported drug abusers is a useful indicator to reflect the situation of hidden drug abuse by measuring the time between a reported drug abuser first abusing drugs and when he or she first came into contact with a reporting agency.

被呈報吸食毒品人士的資料來源 (表 1q 及 1r)

2.16 在 2014 年至 2023 年間，21 歲及以上成年吸毒者資料的主要來源為戒毒治療和康復服務中心／濫用精神藥物者輔導中心／戒毒輔導服務中心、美沙酮診所及執法機構，在 2023 年分別佔 41%、38%及 21%。

2.17 在 2014 年至 2023 年間，青少年外展隊、戒毒治療和康復服務中心／濫用精神藥物者輔導中心／戒毒輔導服務中心及執法機構是最主要提供 21 歲以下青少年吸毒者的資料來源。在 2023 年分別佔青少年吸毒者的 58%、22%及 20%。

2.18 按來源分析首次被呈報吸毒者的毒齡中位數，於 2014 年至 2023 年間，由執法機構及青少年外展隊呈報的毒齡中位數較短；而近年由濫用精神藥物者輔導中心／戒毒輔導服務中心呈報的毒齡中位數最長。

Sources of Reported Drug Abusers (Table 1q and 1r)

2.16 For adult drug abusers aged 21 and over, drug treatment and rehabilitation centres/counselling centres for psychotropic substance abusers/centres for drug counselling, methadone clinics, and law enforcement agencies were the major sources of reporting from 2014 to 2023. They contributed to 41%, 38% and 21% of such abusers respectively in 2023.

2.17 As for young drug abusers aged under 21, youth outreaching teams, drug treatment and rehabilitation centres/counselling centres for psychotropic substance abusers/centres for drug counselling, and law enforcement agencies were the major sources of reporting from 2014 to 2023. They contributed to 58%, 22% and 20% of young abusers respectively in 2023.

2.18 The median drug history of newly reported drug abusers reported by law enforcement agencies and youth outreaching teams was comparatively short from 2014 to 2023 whereas those reported by Counselling centres for psychotropic substance abusers/centres for drug counselling was the longest in recent years.