



Implementation period

Beat Drugs@Mock Trial 2.0


BDF200010

Grantee




Project Name

1. Introduction
2. Project Content
3. Output and Outcome Evaluation
4. Experience Gained
5. Other Findings and Conclusion




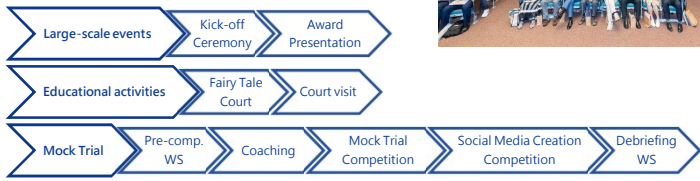
Introduction

- **Project Period:** Aug 2021 – Jul 2023 (Two years)
- **Service Target:** Primary school student* · Secondary school student · Students of tertiary institutions* · Alumni* *New attempts
- **Offered activities:**(Core) Educational activities*, legal training, mock trial competition
- (Complementary) Volunteer training*, trial case writing competition*, volunteer exchange activities * Sharing from peers who had been involved in substance abuse
- **Professional assistance:** Social workers, teachers, solicitors and barristers, judges, law students
- **Nature:** Prevention education






Project Content

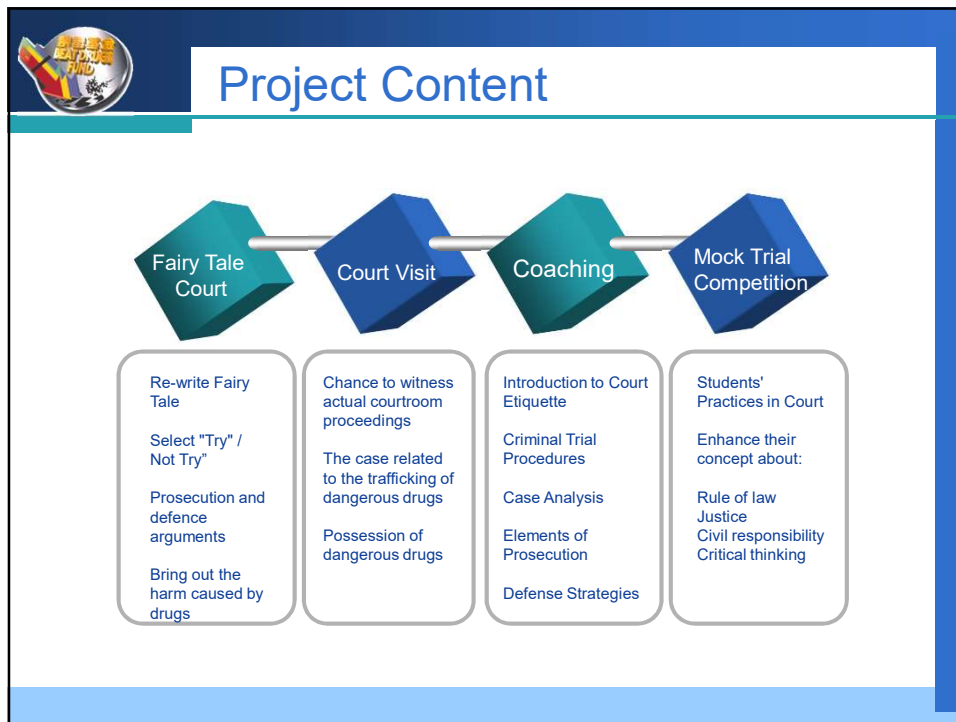





```

    graph LR
      A[Large-scale events] --> B[Kick-off Ceremony]
      B --> C[Award Presentation]
      D[Educational activities] --> E[Fairy Tale Court]
      E --> F[Court visit]
      G[Mock Trial] --> H[Pre-comp. WS]
      H --> I[Coaching]
      I --> J[Mock Trial Competition]
      J --> K[Social Media Creation Competition]
      K --> L[Debriefing WS]
    
```




-
- Output and Outcome Evaluation**
- Evaluation methods
 - Output and outcome benchmarks
 - Evaluation results




Output Evaluation

| | Expected Result | Achieved Result | Remark |
|---|-------------------------------------|--|--------|
| Output indicator 1 | | | |
| Recruiting 3,200 primary school students to participate in 16 sessions of "Fairy Tale Court(拆解迷「談」)" Each session lasting 1-1.5 hours | The total attendance reached 2,240. | 3,203 primary school students to participate in 16 sessions (100%). The total attendance reached 3,121 individuals (139.3%). | |
| Recruiting 4,800 secondary school students to participate in 48 sessions of "Fairy Tale Court(童話法庭)" Each session lasting 1-1.5 hours | The total attendance reached 3,360. | 8,760 secondary school students to participate in 49 sessions (102.1%). The total attendance reached 8,315 individuals (247.5%). | |
| Recruiting 48 tertiary students to participate in 4 sessions of "Witness Training Workshop" Each session lasting 1.5-2 hours | The total attendance reached 68. | 67 tertiary students to participate in 12 sessions (300%) The total attendance reached 91 individuals (133.8%). | |
| Recruiting a minimum of 40 tertiary students to participate in 1 session of "Think Tank Campaign - Preparation Workshop"(approximately 2-2.5 hours) | 40 tertiary students participate. | 42 tertiary students to participate in 2 sessions (200%) | |




Output Evaluation

| | Expected Result | Achieved Result | Remark |
|---|-----------------------------------|--|--------|
| Output indicator 2 | | | |
| Recruiting 256 primary school students and 576 secondary school students to participate in 16 and 48 sessions of the "Pre-competition Workshop" | The total attendance reached 583. | 401 primary school students and 947 secondary school students to participate in 16 sessions (100%) and 50 sessions (104.2%) The total attendance reached 1,203 (206.3%). | |
| Organizing 16 and 48 sessions of the "Debriefing workshop" for 256 primary school students and 576 secondary school students. | The total attendance reached 583. | 377 primary school students and 753 secondary school students to participate in 16 sessions (100%) and 51 sessions (106.3%) The total attendance reached 917 (157.3%). | |
| Organizing 16 and 48 sessions of the "Court Visit" for 240 primary school students and 720 secondary school students. | The total attendance reached 672. | 16 sessions (100%) and 48 sessions (100%) of the "Court Visit" for 384 primary school students and 891 secondary school students. The total attendance reached 1,137 (169.1%). | |




Output Evaluation

| Output indicator 3 | Expected Result | Achieved Result | Remark |
|--|-------------------------------------|---|--------|
| Providing Coaching for 256 primary school students in a total of 64 sessions. Each session lasting 1-1.5 hours. | The total attendance reached 717. | 109 sessions (170.3%) of coaching for 400 primary school students. The total attendance reached 2,423 individuals (337.9%). | |
| Providing preliminary competition coaching for 480 secondary school students in a total of 240 sessions. Each session lasting 1-1.5 hours. | The total attendance reached 1,680. | 559 sessions (232.9%) of preliminary competition coaching for 1,385 secondary school students. The total attendance reached 6,837 individuals (407.0%). | |
| Providing final competition coaching for 160 high school students in a total of 32 sessions. Each session lasting 1.5-2 hours. | The total attendance reached 224. | 112 sessions (350.0%) of final competition coaching for 310 secondary school students. The total attendance reached 904 individuals (403.6%). | |
| Providing legal coach training for 32 tertiary students in a total of 4 sessions. | The total attendance reached 45. | 11 sessions (275%) of legal coach training for 34 tertiary students. The total attendance reached 57 individuals (126.7%). | |




Output Evaluation

| Output indicator 4 | Expected Result | Achieved Result | Remark |
|--|------------------------------|---|--------|
| Recruit 60 volunteers to attend two "Community Volunteer Briefings". Each session lasting 1-1.5 hours. | Total attendance reached 42. | 84 volunteers were recruited to attend 3 (150%) Community Volunteer Briefings. The total attendance reached 93 individuals (221.4%). | |
| Recruit 60 volunteers to attend two sessions of Community Volunteer Training. Each session lasting 1-1.5 hours. | Total attendance reached 42. | 68 volunteers to participate in 4 (200%) "Community Volunteer Training". The total attendance reached 84 individuals (200.0%). | |
| Recruit 32 primary school legal coaches, 48 secondary school legal coaches and 6 tertiary team legal coaches to attend two sessions of "Coach Briefing". Each session lasting 2-2.5 hours. | Total attendance reached 58. | 34 primary school coaches, 48 secondary school coaches and 6 tertiary team coaches to participate in 38 session of Coach Briefing. The total attendance reached 115 individuals (198.3%). | |
| Recruit 50-100 professional volunteers to attend two sessions of "Judge and Coach Gathering". Each session lasting 2-2.5 hours. | Total attendance reached 70. | 72 professional volunteers were recruited to participate in two session of Judge and Coach Gathering (100%). The total attendance reached 65 individuals (92.9%). | |




Output Evaluation

| Output indicator 5 | Expected Result | Achieved Result | Remark |
|--|------------------------------------|--|--------|
| 16 Mock Trial Competitions for 400 primary school students and volunteers. | The total attendance reached 320. | 16 (100%) Mock Trial Competitions were organised for 512 primary school students and volunteers. The total attendance reached 541 individuals (169.1%). | |
| 24 Round 1 and 24 Round 2 matches (48 sessions in total) and the Mock Trial Competition Finals (8 sessions in total) for 1,456 secondary school students and volunteers. | The total attendance reached 1,165 | 24 (100%) Round 1, 24 (100%) Round 2 matches (48 sessions in total) and (10 (125%) Mock Trial Competition Finals for 2,073 secondary school students and volunteers. The total attendance reached 1,852 individuals (159.0%) | |
| One round (3 sessions) of the Mock Trial Competition of about 4 hours each for 51 tertiary students and volunteers. | The total attendance reached 41 | One round (3 sessions) (100%) of the Mock Trial Competition for 63 tertiary students. The total attendance reached 63 individuals (153.7%). | |




Output Evaluation

| Output indicator 6 | Expected Result | Achieved Result | Remark |
|--|--|--|--------|
| Organise Project Kick-off Ceremony | The total of 135 participants | Organise Kick-off Ceremony, with an attendance of 165 (122.2%) | |
| Organised "2021-2022 Award Presentation Ceremony" cum "2022-2023 Kick-off Ceremony cum Alumni Association" | The total of 180 participants | Organised "2021-2022 Award Presentation Ceremony" cum "2022-2023 Kick-off Ceremony cum Alumni Association". The total attendance reached 237 (131.7%). | |
| Organised "2022-2023 Award Presentation Ceremony cum Sharing Session" | The total of 128 participants and 90% attendance | Organised a "2022-2023 Award Presentation Ceremony cum Sharing Session". A total of 273 participants and an attendance of 234 (260%). | |



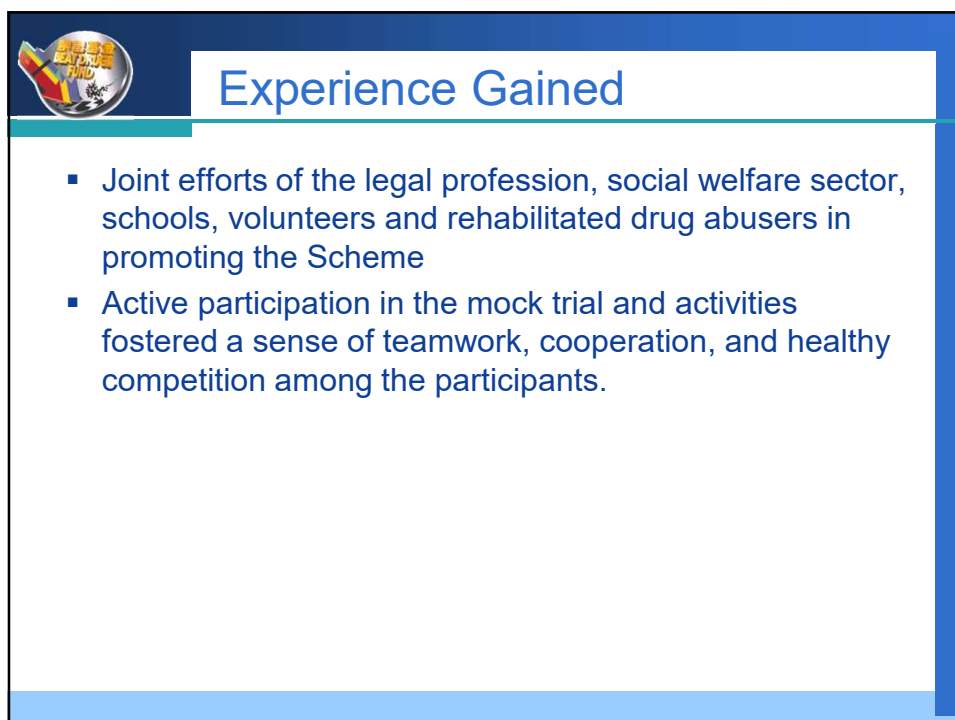
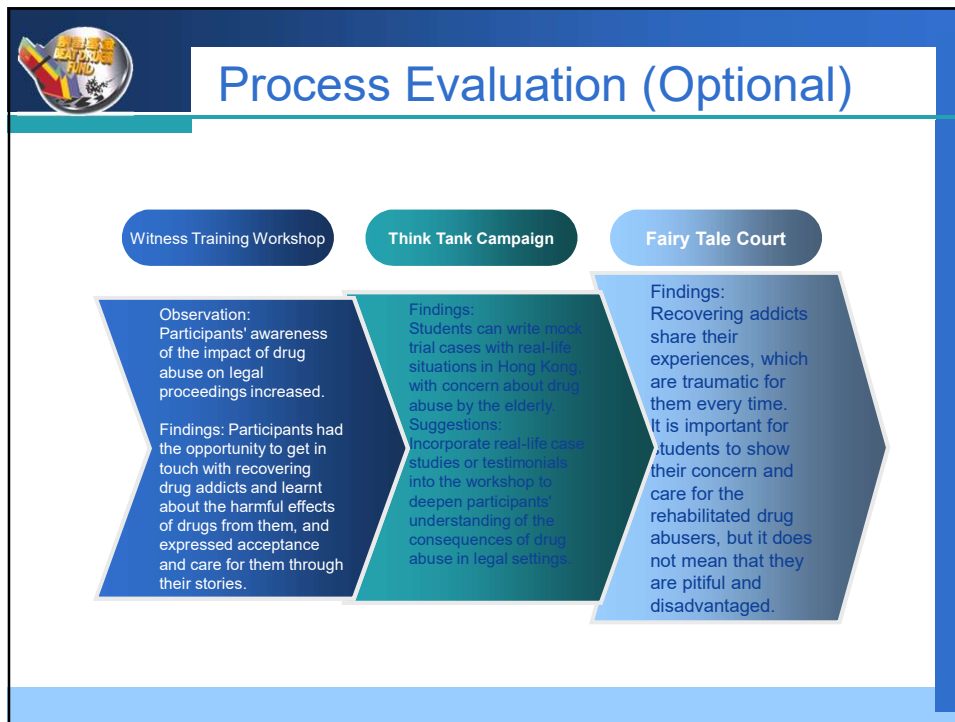
Outcome Evaluation

| | Expected Result | Achieved Result | Remark |
|---|--|--|--------|
| Increased awareness of the risks of drug use | The paired t-test indicates a significant improvement in participants' awareness of the risks of drug abuse | The paired sample showed that participants had an increased awareness of the risks of drug use | |
| Connivance towards drug use has declined | The paired t-test shows a significant decrease in participants' tolerance towards drug abuse | The paired sample showed a significant decrease in participants' connivance attitude | |
| Connivance towards cannabis use has improved. | 70% of participants demonstrated an improvement in tolerance towards marijuana use | 94.8% of the participants had an improvement in their condoning attitude towards cannabis use. | |
| The acceptance of drug addicts has improved | The paired t-test indicates a significant improvement in participants' acceptance of individuals with drug addiction | The paired sample showed a significant increase in participants' acceptance of drug addicts | |

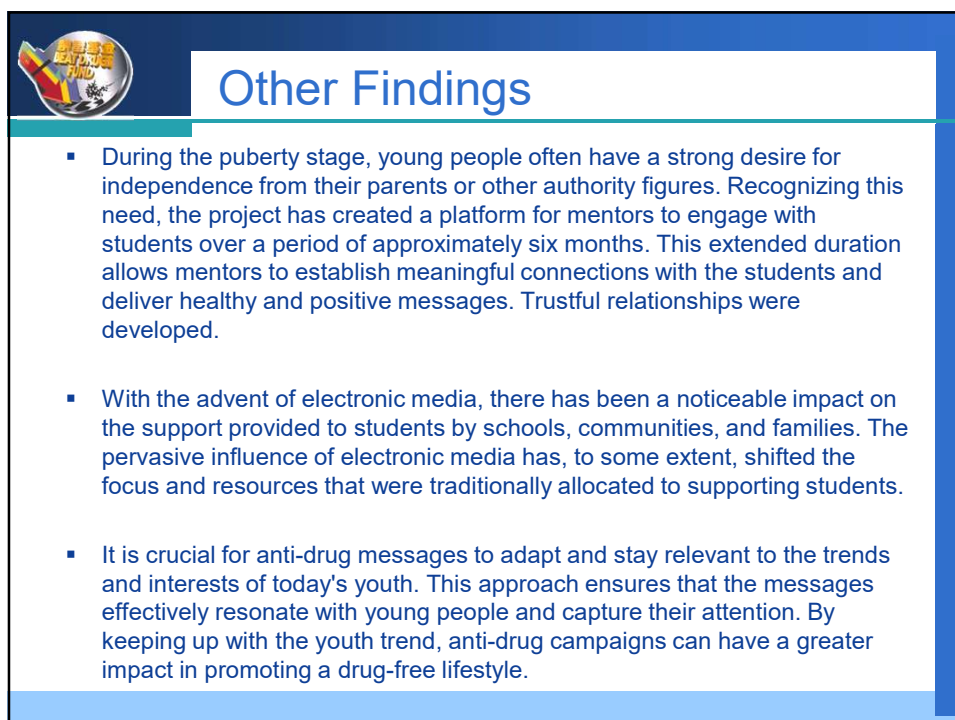


Process Evaluation

- Participants actively participated in the mock trial, taking on various roles such as lawyer, witnesses, and jurors.
- In order to find out the facts of criminal cases and satisfy their desire for knowledge, they will be more proactive in acquiring anti-drug knowledge.
- The anti drug education materials were effectively incorporated into the mock trial, providing relevant information on drug abuse prevention.
- The mock trial experience helped participants understand the legal implications and societal impact of drug-related offenses.
- Continuously update and enhance the anti-drug information(The control of cannabidiol) to ensure student remain current and relevant.









Conclusion

- Changing societal perceptions and enhancing public acceptance is a gradual process that requires ongoing efforts
- It is essential to engage various stakeholders, raise awareness, and promote a compassionate and supportive environment for individuals in recovery from drug addiction.